

**JOIN US IN  
LAS VEGAS**  
OR VIA WEBCAST



*35<sup>th</sup> Annual*

# MAGNETIC RESONANCE IMAGING 2018:

National Symposium




**SAM sessions are available at this meeting**

**MAY 7-11, 2018**

Mirage® Las Vegas  
Las Vegas, Nevada

30.25 AMA PRA Category 1 Credit(s)<sup>TM</sup>

## INCLUDING 3 MAJOR SYMPOSIA

-  **MRI of the Head & Spine** • May 7-9, 2018  
16.0 AMA PRA Category 1 Credit(s)<sup>TM</sup>
-  **Musculoskeletal MRI** • May 8-10, 2018  
11.75 AMA PRA Category 1 Credit(s)<sup>TM</sup>
-  **MRI of the Body & Heart** • May 10-11, 2018  
8.0 AMA PRA Category 1 Credit(s)<sup>TM</sup>



## ABOUT THE MEETING

This symposium offers a practical teaching course for those who order, perform or interpret magnetic resonance imaging studies. The program is organized in such a way to allow registrants to attend all or just a portion of the meeting. Three focused segments provide a comprehensive yet practical review and update on the clinical applications of MRI. The meeting begins by focusing on the head and spine, moves into the musculoskeletal system and concludes with cardiovascular and body applications.

## TARGET AUDIENCE

This CME activity is designed to educate diagnostic imaging physicians who supervise and interpret MRI/MRA studies. It should also be useful for referring physicians who order these studies so that they might gain a greater appreciation of the strengths and limitations of clinically relevant MRI exams. Technologists performing these types of imaging exams should also gain benefit from this symposium.

## SCIENTIFIC SPONSOR

Educational Symposia

## ACCREDITATION

**Physicians:** Educational Symposia is accredited by the Accreditation Council for Continuing Medical Education (ACCME) to provide continuing medical education for physicians.

Educational Symposia designates this live activity for a maximum of 30.25 *AMA PRA Category 1 Credit(s)*<sup>™</sup>. Physicians should claim only the credit commensurate with the extent of their participation in the activity.

**Technologists:** This program has been submitted to the ASRT. The number of A CE credits will be available approximately 30 days prior to the meeting. Please visit [www.edusymp.com](http://www.edusymp.com) or call 1-800-338-5901 regarding the availability of Category A CE credit.

**Self-Assessment Modules (SAMs):** Educational Symposia has been granted Deemed Status by the American Board of Radiology (ABR). This allows Educational Symposia to develop and implement SAMs that satisfy ABR Part II MOC requirements.

## EDUCATIONAL OBJECTIVES

Attendees should, at the completion of this course, be able to:

- Discuss the expanding role of MR in medical imaging.
- Implement state-of-the-art MR protocols.
- Describe the principles and general applications of perfusion and diffusion imaging techniques.
- Utilize MRI to evaluate neurological, musculoskeletal, body and breast pathology.
- Optimize MR protocols and techniques.

*No special educational preparation is required for this CME activity.*

## COURSE ORGANIZATION

This program is planned and organized by Educational Symposia, a leader in continuing medical education since 1975.

## ACKNOWLEDGEMENT

Educational Symposia appreciates our corporate supporters and exhibitors. A list of industry supporters will be provided and acknowledged at the meeting.

## CANCELLATIONS

Cancellations must be received in writing. A \$50 processing fee will be applied to all cancellations. Refunds requested in writing prior to **April 6, 2018** will be issued for the amount of tuition paid less the \$50 processing fee. No refunds will be made on or after that date.

## REGISTRATION INFORMATION

**Tuition for live conference** includes all course materials, an electronic color course syllabus (printed color syllabus available for \$95, advanced purchase only), daily continental breakfasts and coffee breaks. Early registration is strongly suggested. There will be a \$100 surcharge for anyone registering after **April 26, 2018**. Minimum and maximum attendance levels have been established for this meeting. If your registration cannot be accepted, you will be issued a full tuition refund.

**Tuition for live webcast** includes participation for one registrant. Each registrant must sign-in on a separate computer to receive credit. Prior to the meeting we will send you further information about the log in process. We will also send you an electronic color course syllabus via email. If you have any questions or problems logging into the meeting we will have support personnel available at (800) 338-5901. There will be a \$100 surcharge for anyone registering after **April 26, 2018**.

**Please note:** A minimum number of registrants is required to live webcast this course. If the minimum number is not met by **April 6, 2018** the live webcast activity may be cancelled and a full refund issued.

## WEBCAST REQUIREMENTS

Visit the Help Center at [www.edusymp.com/site/help](http://www.edusymp.com/site/help) to review the computer and internet requirements for viewing live webcast meetings.

### 4 EASY WAYS TO REGISTER

We Accept



**INTERNET**  
[www.edusymp.com](http://www.edusymp.com)

**MAIL** Check payable to:

Educational Symposia  
5620 West Sligh Avenue  
Tampa, Florida 33634-4490

**FAX**  
(813) 806-1001

**PHONE**  
(813) 806-1000

Reduce your mail clutter or just add email announcements. Please visit the "Mailing List" section of our website at [www.edusymp.com](http://www.edusymp.com).

**Disclaimer:** Educational Symposia (ESI) as planner and presenter of this meeting, and Professional Travel as the official travel agency for this meeting, claim no liability for the acts of any suppliers or the safety of any attendees while in transit to, from, or during this event or any optional activities. The total amount of liability, if any, for the meeting organizers is limited to a refund of the registration fee, and Professional Travel's responsibility is limited to that of an agent.



**Special Note for the Disabled:** Educational Symposia wishes to ensure that no individual with a disability is excluded, denied services, segregated or otherwise treated differently from other individuals because of the absence of auxiliary aids and services. If you need any auxiliary aids or services identified in the Americans with Disabilities Act, please contact our office at (813) 806-1000.

## FACULTY

### PROGRAM CO-DIRECTORS

Blake A. Johnson, M.D., FACR

Russell N. Low, M.D.

John D. Reeder, M.D., FACR

---

Jalal B. Andre, M.D.

*Director of Neurological MRI, Harborview Medical Center  
Associate Member, Head Injury Prevention and Research  
Center*

*Associate Medical Staff of Seattle Cancer Care Alliance*

*Associate Professor of Radiology*

*University of Washington*

*Seattle, WA*

James Y. Chen, M.D.

*Associate Professor*

*Program Director, Neuroradiology Fellowship*

*University of California, San Diego*

*San Diego VA Medical Center*

Stamatia V. Destounis, M.D., FACR

*Elizabeth Wende Breast Care, LLC*

*Clinical Professor of Imaging Sciences*

*University of Rochester*

*School of Medicine and Dentistry*

*Rochester, NY*

David P. Fessell, M.D.

*Professor of Radiology*

*Director of Leadership Curriculum*

*University of Michigan Medical School*

*Ann Arbor, MI*

Blake A. Johnson, M.D., FACR

*Medical Director*

*Center for Diagnostic Imaging*

*Minneapolis, MN*

Russell N. Low, M.D.

*Medical Director*

*Sharp and Children's MRI Center*

*San Diego, CA*

John D. Reeder, M.D., FACR

*Director of Imaging*

*Proscan Imaging Maryland*

*Columbia, MD*

Jeffrey S. Ross, M.D.

*Neuroradiology Division*

*Department of Radiology*

*Senior Associate Consultant, Mayo Clinic*

*Professor of Radiology, Mayo Clinic College of Medicine*

*Editor-in-Chief, American Journal of Neuroradiology*

*Phoenix, AZ*

Cynthia S. Santillan, M.D., FSAR

*Associate Professor of Radiology*

*Chief of Body Imaging Division*

*Director of Body Computed Tomography*

*University of California, San Diego*

*San Diego, CA*

Lawrence N. Tanenbaum, M.D., FACR

*Vice President and Medical Director East Region*

*Director of CT, MR and Advanced Imaging*

*RadNet, Inc.*

*New York, NY*

Adam C. Zoga, M.D.

*Professor of Radiology*

*Sydney Kimmel Medical College*

*Vice Chair for Clinical Practice*

*Director of Musculoskeletal MRI*

*Thomas Jefferson University*

*Philadelphia, PA*

**IF YOU RECEIVE MORE THAN ONE BROCHURE,  
PLEASE PASS THE EXTRA ALONG TO A COLLEAGUE.**

PROGRAM

MONDAY, MAY 7, 2018

**7:00 - 8:00 AM**    **Registration, Continental Breakfast for Registrants, Including MRI of the Head & Spine**

**Moderator: Blake A. Johnson, M.D., FACR**

8:00 - 8:40            MR Contrast Safety Update  
*Lawrence N. Tanenbaum, M.D., FACR*

8:40 - 9:20            Cranial Nerves I - VI  
*Blake A. Johnson, M.D., FACR*

9:20 - 9:50            Perfusion Imaging in Acute Ischemic Stroke  
*Jalal B. Andre, M.D.*

9:50 - 10:00          Question and Answer Session  
*Faculty*

**10:00 - 10:15**        **Coffee Break for Registrants**

10:15 - 10:55        Cranial Nerves VII - XII  
*Blake A. Johnson, M.D., FACR*

10:55 - 11:30        Advanced Imaging of CNS Neoplasms  
*Lawrence N. Tanenbaum, M.D., FACR*

11:30 - 12:00 PM    Brain Tumor Spectroscopy  
*Jeffrey S. Ross, M.D.*

12:00 - 12:15        Question and Answer Session  
*Faculty*

**12:15 - 1:30**        **Lunch On Your Own**

1:30 - 2:10            Quality, Efficiency and Survival with Patient Centric Imaging  
*Lawrence N. Tanenbaum, M.D., FACR*

2:10 - 2:50            Arterial Spin Labeling: Emerging Techniques and Applications  
*Jalal B. Andre, M.D.*

2:50 - 3:30            White Matter Diseases  
*Jeffrey S. Ross, M.D.*

3:30 - 3:45            Question and Answer Session  
*Faculty*

**3:45**                **End of Session**

TUESDAY, MAY 8, 2018

**7:30 - 8:00 AM**    **Continental Breakfast for Registrants**

8:00 - 8:40            MR of Intracranial Hemorrhage  
*Blake A. Johnson, M.D., FACR*

8:40 - 9:10            Implications of Motion Artifacts in Image Interpretation  
*Jalal B. Andre, M.D.*

9:10 - 9:50            Imaging in Seizure Disorders  
*James Y. Chen, M.D.*

TUESDAY, MAY 8, 2018 (continued)

9:50 - 10:00          Question and Answer Session  
*Faculty*

**10:00 - 10:15**        **Coffee Break for Registrants**

10:15 - 10:55        Emergency Neuroimaging  
*Jalal B. Andre, M.D.*

10:55 - 11:35        Neuroimaging in Dementia  
*James Y. Chen, M.D.*

11:35 - 12:15 PM    MR of the Sella Turcica and Parasellar Region  
*Blake A. Johnson, M.D., FACR*

12:15 - 12:30        Question and Answer Session  
*Faculty*

**12:30 - 1:30**        **Lunch On Your Own**

**12:30 - 1:30**        **Registration for Musculoskeletal MRI**

1:30 - 2:10            Degenerative Spine  
*James Y. Chen, M.D.*

2:10 - 2:50            Advanced Imaging of the Spine  
*Lawrence N. Tanenbaum, M.D., FACR*

2:50 - 3:30            Postoperative Spine Imaging  
*Jeffrey S. Ross, M.D.*

3:30 - 3:45            Question and Answer Session  
*Faculty*

**3:45**                **End of Session**

WEDNESDAY, MAY 9, 2018

**7:00 - 8:30 AM**    **Breakfast with the Vendors for Registrants**

**Moderator: John D. Reeder, M.D., FACR**

| SAM SESSION |  |
|-------------|--|
| 8:30 - 9:00 | Craniovertebral Junction<br><i>Jeffrey S. Ross, M.D.</i>               |
| 9:00 - 9:30 | Spinal Cord and Intradural Abnormalities<br><i>James Y. Chen, M.D.</i> |

9:30 - 10:00          Spine Trauma  
*Jeffrey S. Ross, M.D.*

10:00 - 10:15        Question and Answer Session  
*Faculty*

**10:15 - 10:30**        **Coffee Break for Registrants**

10:30 - 11:10        MR of the Shoulder  
*David P. Fessell, M.D.*

11:10 - 11:50        MRI of the Shoulder in the Throwing Athlete  
*Adam C. Zoga, M.D.*

WEDNESDAY, MAY 9, 2018 (continued)

11:50 - 12:00 PM Question and Answer Session  
Faculty

12:00 - 1:30 Lunch On Your Own

12:00 MRI of Head & Spine -  
End of Session

1:30 - 1:40 Sports Injuries of the Wrist:  
Golf and Racquet Sports  
John D. Reeder, M.D., FACR

1:40 - 2:20 MR of the Elbow  
David P. Fessell, M.D.

2:20 - 3:00 Knee Nuances and Nuisances  
Adam C. Zoga, M.D.

3:00 - 3:15 Question and Answer Session  
Faculty

3:15 End of Session

THURSDAY, MAY 10, 2018

7:30 - 8:00 AM Continental Breakfast  
for Registrants

8:00 - 8:40 Evaluation of Groin Pain in  
the Athlete  
John D. Reeder, M.D., FACR

8:40 - 9:20 Imaging FAI and DDH  
Adam C. Zoga, M.D.

9:20 - 10:00 MR of the Ankle  
David P. Fessell, M.D.

10:00 - 10:15 Question and Answer Session  
Faculty

10:15 - 10:30 Coffee Break for Registrants

10:30 - 11:00 Indirect MR Arthrography of the  
Hip and Shoulder  
John D. Reeder, M.D., FACR

11:00 - 11:30 MRI of the Midfoot and Forefoot  
Adam C. Zoga, M.D.

11:30 - 12:00 PM Malignant Bone Tumors  
David P. Fessell, M.D.

12:00 - 12:30 Musculoskeletal MRI Missed  
Case Conference  
John D. Reeder, M.D., FACR

12:30 - 12:45 Question and Answer Session  
Faculty

12:45 - 1:45 Lunch on Your Own

12:45 Musculoskeletal MRI -  
End of Session

THURSDAY, MAY 10, 2018 (continued)

12:45 - 1:45 Registration Body & Heart  
Session

Moderator: Russell N. Low, M.D.

1:45 - 2:25 Hepatobiliary MRI 2018  
Russell N. Low, M.D.

2:25 - 3:05 LI-RADS 2018 Update  
Cynthia S. Santillan, M.D., FSAR

3:05 - 3:45 Update on MRI BI-RADS  
Stamatia V. Destounis, M.D., FACR

3:45 - 4:00 Question and Answer Session  
Faculty

4:00 End of Session

FRIDAY, MAY 11, 2018

7:30 - 8:00 AM Continental Breakfast  
for Registrants

8:00 - 8:40 MR Enterography  
Cynthia S. Santillan, M.D., FSAR

8:40 - 9:20 Diffusion and Perfusion: New Tools  
for Abdominal MRI  
Russell N. Low, M.D.

9:20 - 10:00 MR Imaging of the High Risk  
Patient  
Stamatia V. Destounis, M.D., FACR

10:00 - 10:15 Question and Answer Session  
Faculty

10:15 - 10:30 Coffee Break for Registrants

| SAM SESSION   |   |
|---------------|---|
| 10:30 - 11:10 | Cancer Body MRI 2018: How to<br>See Subtle Tumors Other Tests<br>Miss<br>Russell N. Low, M.D. |
| 11:10 - 11:50 | Perianal MRI<br>Cynthia S. Santillan, M.D., FSAR  |

11:50 - 12:00 PM Question and Answer Session  
Faculty

12:00 - 1:00 Lunch On Your Own

1:00 - 1:40 MRI Imaging of the Post  
Treated Breast  
Stamatia V. Destounis, M.D., FACR

1:40 - 2:20 MRI of the Acute Abdomen  
Russell N. Low, M.D.

2:20 - 2:50 MRI Biopsy Techniques  
Stamatia V. Destounis, M.D., FACR

2:50 - 3:00 Question and Answer Session  
Faculty

3:00 Body & Heart - End of Session

3:00 End of Course

Faculty & topics subject to change.



# Mirage® Las Vegas

## SPACE IS LIMITED - RESERVE TODAY:

Visit [edusymp.com](http://edusymp.com) and search **NS18** to visit the accommodations page for additional hotel information.

Call for Reservations: (800) 627-6667 and identify yourself as a registrant of "MRI National Symposium " or use the Group Code: **"SMRI0518MI"** to receive the group discount.



**Group Room Rates Start At...\$115.00/nt.** (single/double occupancy)  
Additional person over 2 people is \$40 plus tax per night.

**Room preference:**

King bed/Two queen beds Requested at time of booking - not guaranteed. Additional fees apply to guarantee.

Non-smoking Property

**HOTEL CUT-OFF DATE:** April 5, 2018

**HOTEL TAX:** 13.38%

**RESORT FEE:** \$32.00 per room, per day plus tax.

**DEPOSIT POLICY:** A deposit of one (1) night's room rate plus tax will be charged at time of reservation to guarantee accommodations.

**CANCELLATION POLICY:** All cancellations, arrival and departure date changes must be made 72 hours or more prior to scheduled arrival date/ time to avoid penalties. Check in time is: 3:00 PM; Check out time is: 11:00 AM.

**HOTEL:** 3400 Las Vegas Blvd, South **PH:** 702-791-7111  
Las Vegas, Nevada 89109

**Meeting  
Registration Form:**

**35<sup>th</sup> Annual Magnetic Resonance Imaging 2018: National Symposium**  
May 7 - 11, 2018 • Mirage® Las Vegas • Las Vegas, Nevada

**NS18**

**50% OFF FULL TUITION FOR FELLOWS & RESIDENTS • 1<sup>ST</sup> 10 ACTIVE DUTY MILITARY PERSONNEL FREE**

**REGISTER ONLINE:  
[WWW.EDUSYMP.COM](http://WWW.EDUSYMP.COM)**

Attendance is limited; therefore,  
early registration is strongly suggested.

**TUITION: LIVE MEETING**

Check Meeting Registration below:  
**INCLUDES ELECTRONIC COLOR SYLLABUS**

On or Before 4/26/18

After 4/26/18

**TUITION: LIVE WEBCAST**

Please check your selection below:  
**INCLUDES ELECTRONIC COLOR SYLLABUS**

On or Before 4/26/18

After 4/26/18

|  |   |   |   |  |   |   |
|--|---|---|---|--|---|---|
| <input type="checkbox"/> Physicians<br><input type="checkbox"/> Scientists<br><input type="checkbox"/> Company Personnel   | <b>ALL THREE SYMPOSIA</b><br>(May 7 - 11, 2018)         | <input type="checkbox"/> <b>\$1,295</b> | <input type="checkbox"/> <b>\$1,395</b> | <input type="checkbox"/> <b>ADD</b><br>Printed Color<br>Syllabus \$95<br><br>Advanced<br>Purchase Only | <input type="checkbox"/> <b>\$1,295</b> | <input type="checkbox"/> <b>\$1,395</b> |
|  | <b>MRI OF THE HEAD AND SPINE</b><br>(May 7 - 9, 2018)   | <input type="checkbox"/> <b>\$850</b>   | <input type="checkbox"/> <b>\$950</b>   |  | <input type="checkbox"/> <b>\$850</b>   | <input type="checkbox"/> <b>\$950</b>   |
|  | <b>MUSCULOSKELETAL MRI</b><br>(May 8 - 10, 2018)        | <input type="checkbox"/> <b>\$850</b>   | <input type="checkbox"/> <b>\$950</b>   |  | <input type="checkbox"/> <b>\$850</b>   | <input type="checkbox"/> <b>\$950</b>   |
|  | <b>MRI OF THE BODY AND HEART</b><br>(May 10 - 11, 2018) | <input type="checkbox"/> <b>\$850</b>   | <input type="checkbox"/> <b>\$950</b>   |  | <input type="checkbox"/> <b>\$850</b>   | <input type="checkbox"/> <b>\$950</b>   |
| <input type="checkbox"/> Full Time Military*<br><input type="checkbox"/> VA Physicians*<br><input type="checkbox"/> P.A./R.A.<br><input type="checkbox"/> Retired Physicians<br><input type="checkbox"/> Technologists | <b>ALL THREE SYMPOSIA</b><br>(May 7 - 11, 2018)         | <input type="checkbox"/> <b>\$895</b>   | <input type="checkbox"/> <b>\$995</b>   | <input type="checkbox"/> <b>ADD</b><br>Printed Color<br>Syllabus \$95<br><br>Advanced<br>Purchase Only | <input type="checkbox"/> <b>\$895</b>   | <input type="checkbox"/> <b>\$995</b>   |
|  | <b>MRI OF THE HEAD AND SPINE</b><br>(May 7 - 9, 2018)   | <input type="checkbox"/> <b>\$495</b>   | <input type="checkbox"/> <b>\$595</b>   |  | <input type="checkbox"/> <b>\$495</b>   | <input type="checkbox"/> <b>\$595</b>   |
|  | <b>MUSCULOSKELETAL MRI</b><br>(May 8 - 10, 2018)        | <input type="checkbox"/> <b>\$495</b>   | <input type="checkbox"/> <b>\$595</b>   |  | <input type="checkbox"/> <b>\$495</b>   | <input type="checkbox"/> <b>\$595</b>   |
|  | <b>MRI OF THE BODY AND HEART</b><br>(May 10 - 11, 2018) | <input type="checkbox"/> <b>\$495</b>   | <input type="checkbox"/> <b>\$595</b>   |  | <input type="checkbox"/> <b>\$495</b>   | <input type="checkbox"/> <b>\$595</b>   |

There will be a \$100 surcharge for anyone registering after April 26, 2018.

*\*MUST ENCLOSE OR FAX LETTER FROM YOUR DIRECTOR CERTIFYING STATUS.*

|                      |  |
|----------------------|--|
| Name                 | <input type="checkbox"/> M.D. <input type="checkbox"/> D.O. <input type="checkbox"/> Ph.D. <input type="checkbox"/> R.T. <input type="checkbox"/> P.A./R.A. <input type="checkbox"/> RDMS <input type="checkbox"/> Other |
| Company / Hospital   | Specialty  |
| Group Practice Name  |  |
| Address              | City / State / Zip / Country   |
| Phone                | Email (REQUIRED FOR ELECTRONIC SYLLABUS)   |
| Card Number          | Exp. Date Security Code  |
| Billing Address      | City / State / Zip / Country   |
| Cardholder Signature |  |